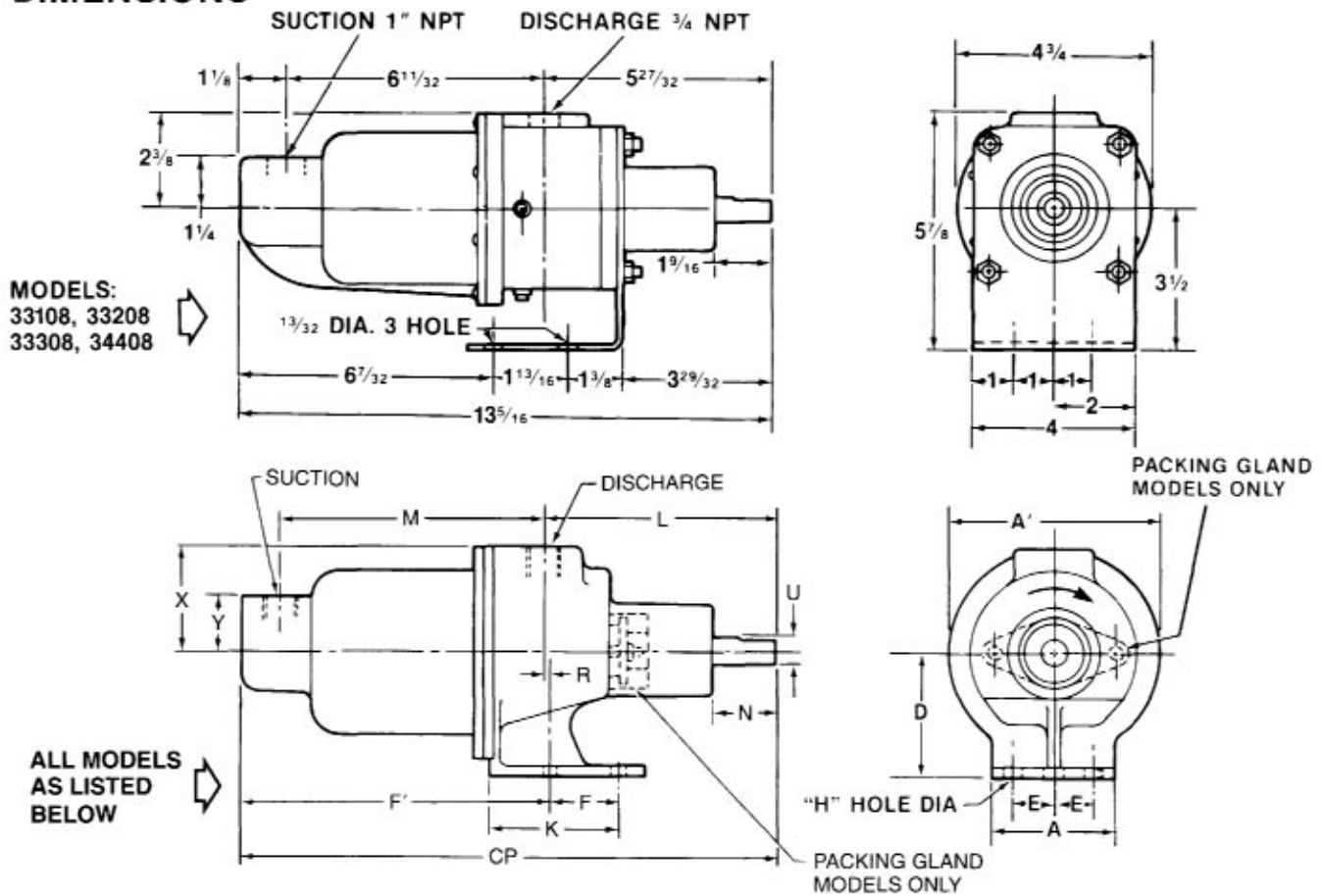


SPECIFICATION DATA
MOYNO® 500 PUMPS

300 SERIES
331, 332, 333, 344, 356 AND 367 MODELS

DIMENSIONS

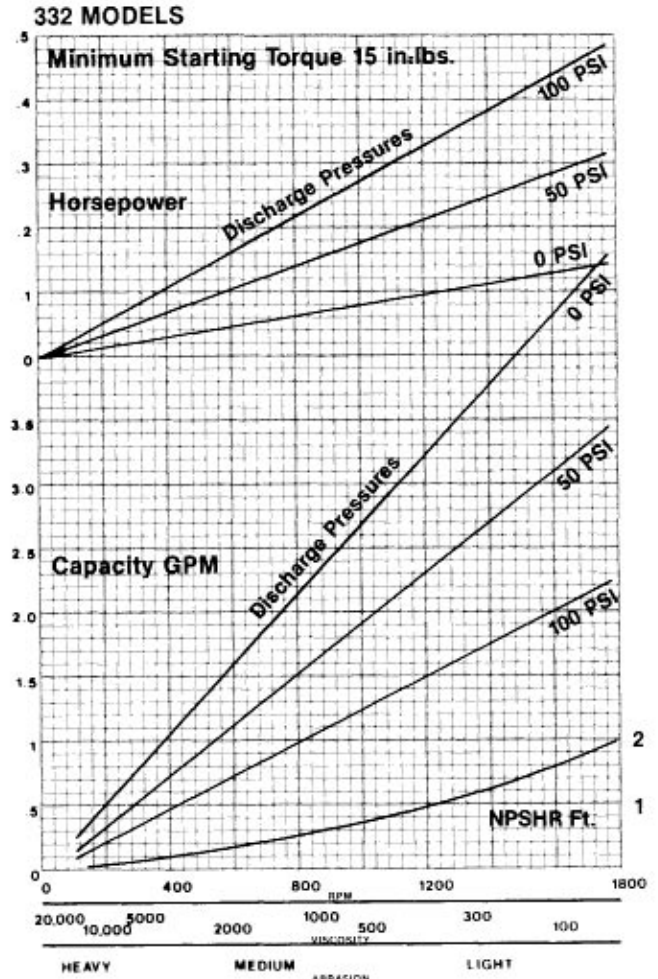
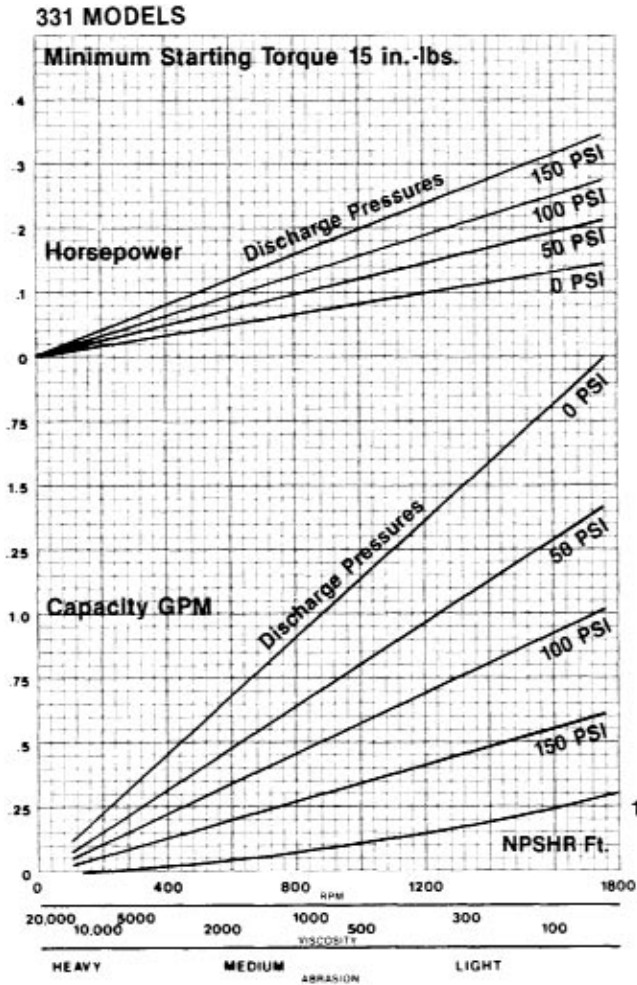


MODELS	CP	A	A ¹	D	E	F	F ¹	H	K	L	M	N	R	U	X	Y	SUCT (NPT)	DISCH (NPT)
33101, 33201 33301, 33104 33204, 33304 34401, 34404	12 ⁵ / ₈	3 ¹ / ₈	4 ³ / ₄	2 ³ / ₄	1	1 ¹³ / ₁₆	6 ¹⁵ / ₁₆	1 ³ / ₃₂	3 ¹ / ₃₂	5 ¹¹ / ₁₆	6 ¹ / ₁₆	1 ⁷ / ₁₆	—	5 ⁵ / ₈	2 ³ / ₈	1 ¹ / ₄	3 ³ / ₄	3 ³ / ₄
*34411	13 ¹⁵ / ₁₆	3 ¹ / ₄	4 ³ / ₄	2 ³ / ₄	1 ¹ / ₈	—	7 ³ / ₁₆	1 ³ / ₃₂	2 ⁷ / ₈	7	6 ¹ / ₁₆	1 ³ / ₈	1 ¹ / ₄	5 ⁵ / ₈	2 ⁵ / ₁₆	1 ¹ / ₄	3 ³ / ₄	3 ³ / ₄
35601, 35604	17 ¹ / ₂	6 ¹ / ₂	7 ⁹ / ₁₆	4 ⁹ / ₃₂	1 ³ / ₄	2	10 ¹⁹ / ₃₂	1 ³ / ₃₂	4 ¹ / ₂	7 ³ / ₈	8 ⁵ / ₈	2 ³ / ₈	1 ⁵ / ₃₂	3 ³ / ₄	3 ²⁸ / ₃₂	2 ¹ / ₈	1 ¹ / ₂	1 ¹ / ₄
*35611, *35613	19 ³ / ₈	6 ¹ / ₂	7 ⁹ / ₁₆	4 ⁹ / ₃₂	1 ³ / ₄	2 ¹ / ₂	10 ¹⁹ / ₃₂	1 ³ / ₃₂	4	9 ¹¹ / ₃₂	8 ⁵ / ₈	2 ¹³ / ₃₂	9 ⁹ / ₁₆	3 ³ / ₄	3 ²⁸ / ₃₂	2 ¹ / ₈	1 ¹ / ₂	1 ¹ / ₄
36701, 36704	20 ¹⁵ / ₁₆	5 ¹ / ₄	8	4 ¹ / ₂	2	2 ⁵ / ₁₆	13	9 ⁹ / ₁₆	4 ¹ / ₁₆	7 ¹⁵ / ₁₆	11 ³ / ₁₆	2 ¹ / ₈	—	1	4	2 ¹ / ₂	2	2

* Packing Gland Model

All dimensions are in inches. Specifications subject to change without notice.

**331, 332, 333 and 344 MODELS
PERFORMANCE (water at 70°F)**



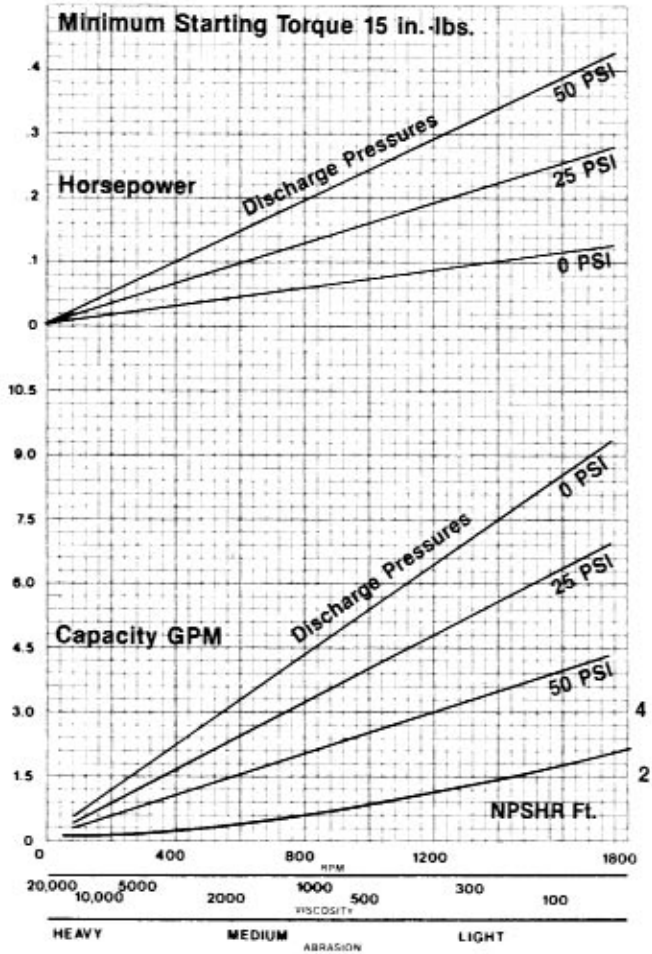
NOTE: For fluids with viscosity over 200 CP (1000 SSU), pump capacity is reduced by 20%.

MATERIALS OF CONSTRUCTION

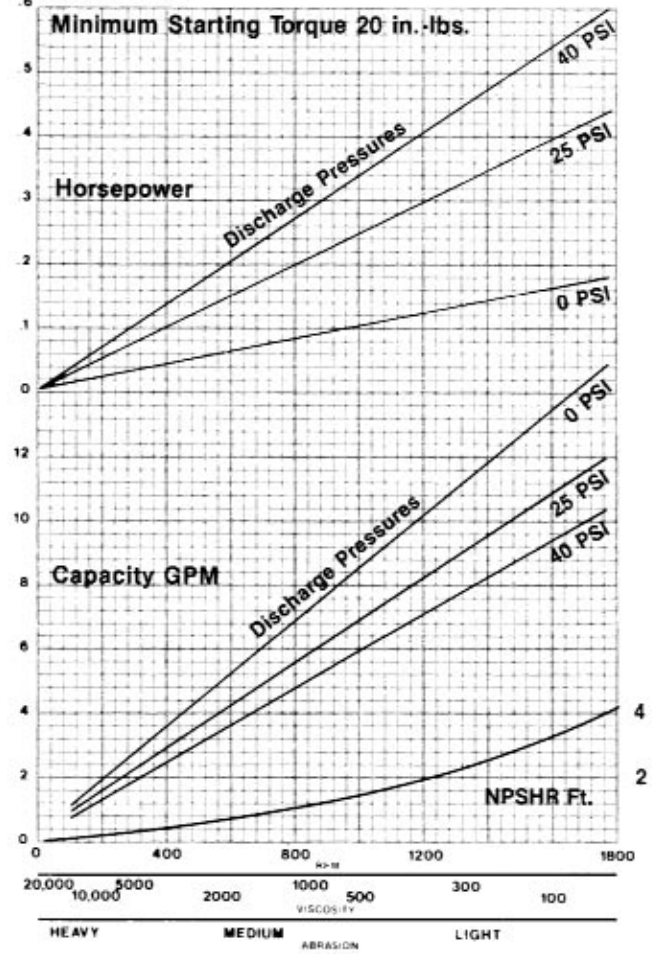
COMPONENT	MODELS			
	33101, 33201 33301, 34401	33104, 33204 33304, 34404	33108, 33208 33308, 34408	*34411
Housing	Cast iron	316 SS	Nylon	Cast iron
Rotor	416 SS/CP	316 SS/CP	416 SS/CP	416 SS/CP
Stator	NBR (Nitrile)	NBR (Nitrile)	NBR (Nitrile)	NBR (Nitrile)
Weight (lbs)	16	16	8	16

* Packing Gland Model
CP = Chrome plated

333 MODELS

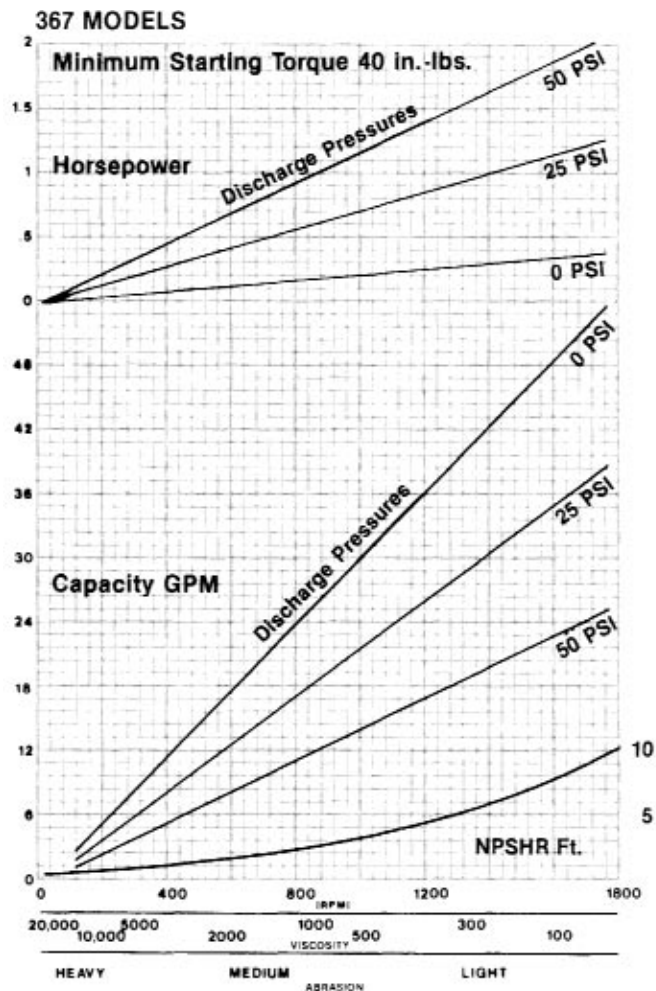
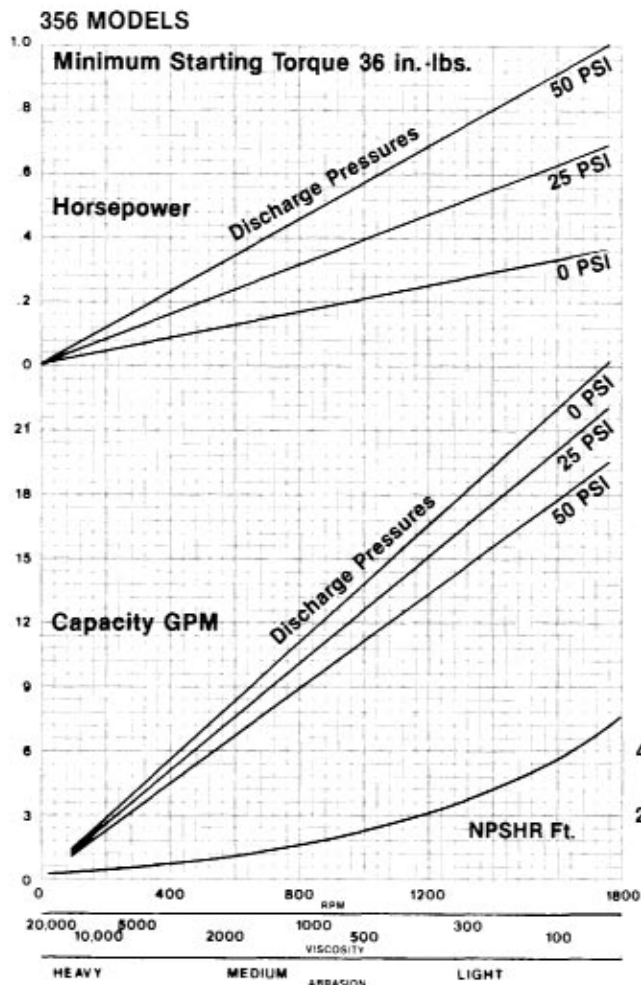


344 MODELS



NOTE: For fluids with viscosity over 200 CP (1000 SSU), pump capacity is reduced by 20%.

356 and 367 MODELS PERFORMANCE (water at 70°F)



NOTE: For fluids with viscosity over 200 CP (1,000 SSU), pump capacity is reduced by 20%.

MATERIALS OF CONSTRUCTION

COMPONENT	MODELS					
	35601, 35611		35604, 35613		36701	36704
Housing	Cast iron		316 SS		Cast iron	316 SS
Rotor	416 SS/CP		316 SS/CP		416 SS/CP	316 SS/CP
Stator	NBR (Nitrile)		NBR (Nitrile)		NBR (Nitrile)	NBR (Nitrile)
Weight (lbs)	37	40	37	40	54	54

CP=Chrome plated